


2026-2030 Capital Overview

November 19, 2025



Topics

- Approach
- What's new for 2026
- Capital Budget Summary



Presentation Approach

- Capital separated from Operating
- Senior Leader co-presents for their respective areas
- Time for Council deliberation
- Motion for approval subject to final review
- Recap and Final Decisions at end



What's New for 2026

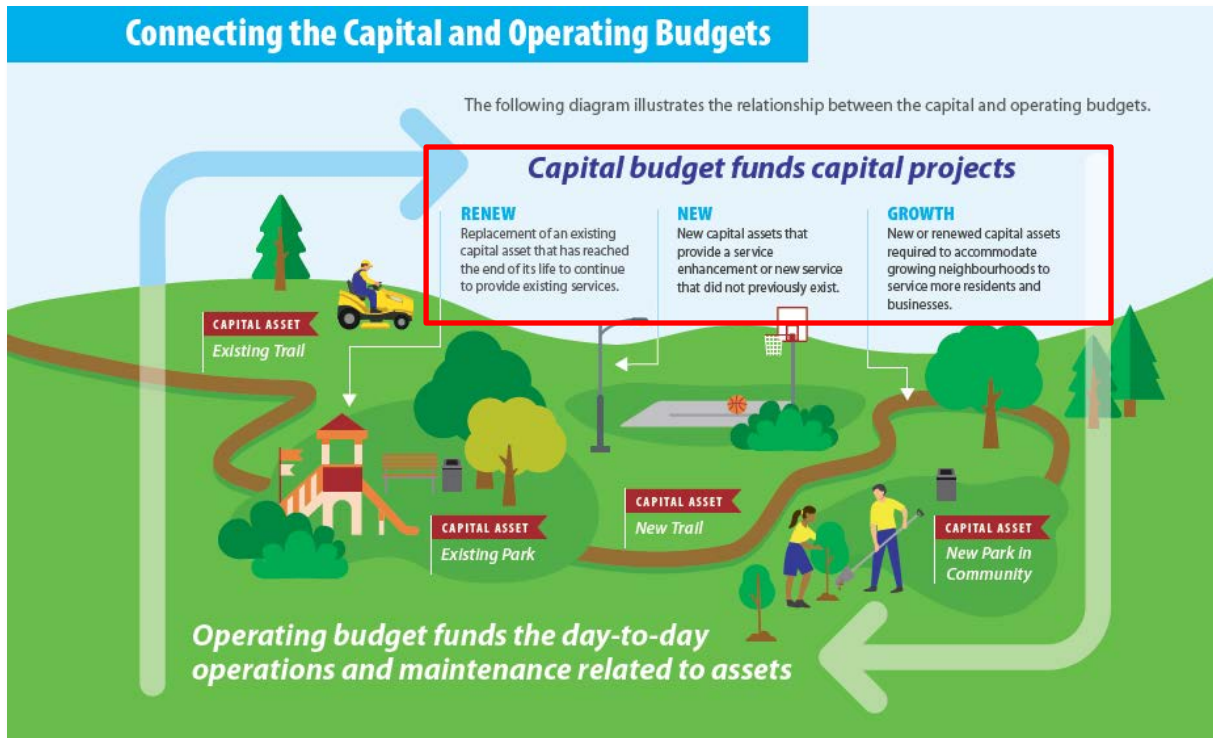
Capital Budget Summary by Segment

Summary of Capital Projects

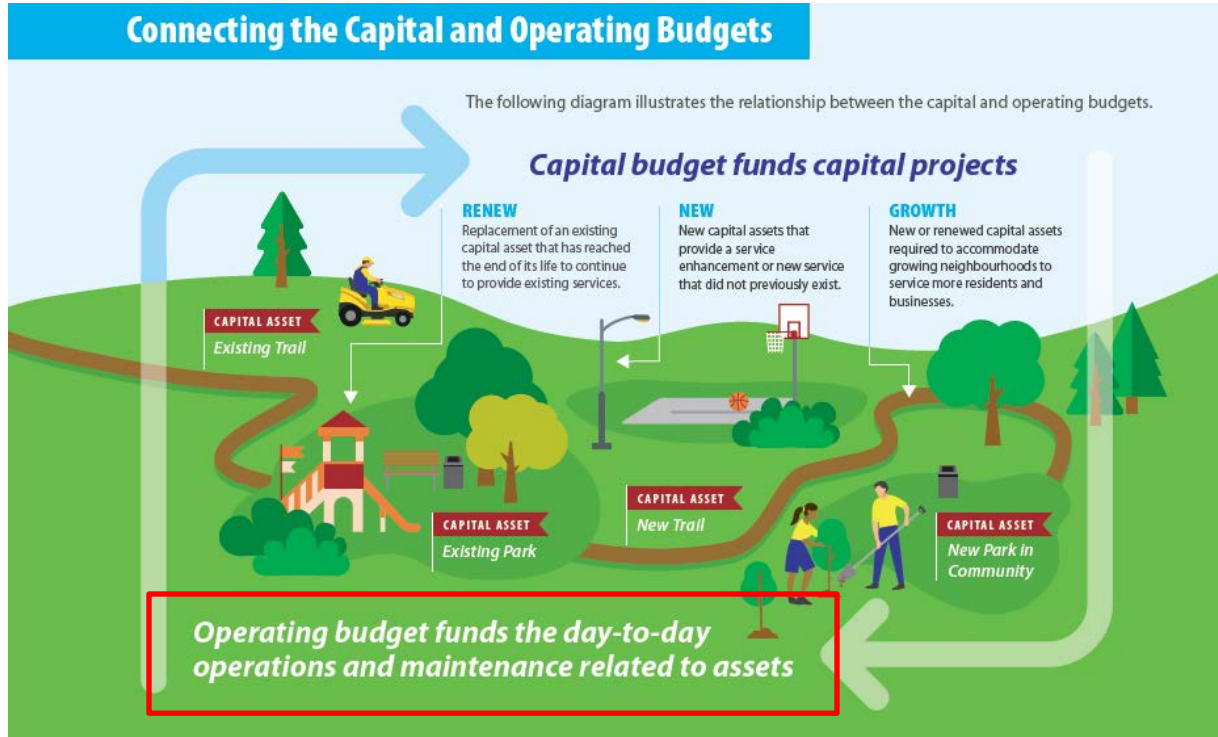
	Carry Forward Projects	2025 Budget	2026 Budget	2027 Budget	2028 Budget	2029 Budget	2030 Budget
General Government Services	11,113,405	5,143,785	8,157,500	36,095,000	3,913,000	2,413,000	1,756,000
Protective Services	48,965	97,700	83,100	85,800	88,500	79,700	69,900
Fleet	3,478,140	2,367,800	1,849,212	4,560,336	2,297,473	2,585,122	1,501,785
Transportation, Roads & Utilities	15,488,440	18,872,630	11,254,500	6,840,100	16,592,900	11,795,400	14,339,100
Parks	1,609,530	3,267,385	1,348,000	1,672,500	1,267,000	1,138,500	710,000
Energy & Environment	4,198,390	4,410,317	6,116,400	6,050,000	6,400,600	6,275,200	7,579,500
Treatment Plants	23,569,915	2,301,000	3,652,000	5,341,500	25,374,000	6,422,000	1,369,000
Total Funded Capital Projects	\$ 59,506,785	\$ 36,460,618	\$ 32,460,712	\$ 60,645,236	\$ 55,933,473	\$ 30,708,922	\$ 27,325,285



Capital Versus Operating



Capital Versus Operating



Capital Budgets

Transportation, Roads & Utilities

Transportation Network Capital Projects

Project ID	Capital Priority	Funded Capital Projects	Carry Forward Projects	2025 Budget	2026 Budget
TN-AT-01.2	OPTIMAL	AAA Bike Network - Lake to Lake Sections 1-4	2,551,395	210,000	-
ELEC-NE-10	STRATEGIC	Accessible Pedestrian Signal Upgrades	-	120,000	120,000
TN-AT-01A	STRATEGIC	Bike Network Improvements	31,325	-	-
TN-TC-03	OPTIMAL	Crosswalk Improvement Program*	-	433,000	483,000
PW-03	STRATEGIC	Decorative Seasonal Lighting	35,500	130,000	-
TN-FS-01	STRATEGIC	Friendly Streets	461,450	180,000	179,000
TN-MP-01	STRATEGIC	Intersection Safety Improvements	200,770	650,000	391,000
LAND-03	VITAL	Okanagan Lake Marina Public Dock	-	95,372	-

TN-IR-01 STRATEGIC Pavement Management Rehabilitation Program*

TN-AT-03	STRATEGIC	Sidewalk Network Improvements*	993,140	327,766	819,000
ELEC-NE-12	ESSENTIAL	Street Lighting	-	80,000	80,000
ELEC-NE-06	VITAL	Traffic Detection & Controllers	15,650	136,000	141,500
ELEC-NE-09	OPTIMAL	Traffic Signalization	-	61,000	61,000
Funded Capital Projects: Transportation Network			\$ 4,749,510	\$ 3,196,138	\$ 3,692,500

Funding Sources & Transfers		
Electric Fund	-	195,000
Marina Reserve	-	65,000
Gaming Reserve	31,325	-
Canada-Community Building Fund	1,668,455	1,454,841
DCC Roads & Highways Reserve	716,875	320,925
Dividend	574,985	680,000
Grant Funding	930,100	-
Asset Emergency Reserve	-	30,372
Asset Sustainability Reserve	392,270	320,000
Growing Communities Fund	435,500	130,000
Total Funding Sources & Transfers	\$ 4,749,510	\$ 3,196,138

Pavement Rehabilitation Program

CAPITAL TYPE: RENEW

CAPITAL PRIORITY: ESSENTIAL



Type (\$ thousands)	2025	2026	2027	2028	2029	2030
Project Budget	\$320	\$1,268	\$1,057	\$1,596	\$1,290	\$1,587
Asset Sustainability Reserve	(\$320)	(\$1,268)	-	-	-	-
Canada-Community Building Fund	-	-	(\$1,057)	-	-	-
General Fund	-	-	-	(\$1,596)	(\$1,290)	(\$1,587)

PROJECT SUMMARY:

The Pavement Rehabilitation Program is an improvement initiative that focuses on comprehensive pavement rehabilitation through assessment, repair identification, and implementation of measures to enhance safety and functionality. The objective is to extend pavement service life and improve structural capacity through strategic resurfacing, restoration, and rehabilitation techniques.

Over the next few years, the City plans to review and address the following roads:

Year	Road	From	To	Paving Width	Quantity m ²
2026	Lakeshore Dr	Riverside Dr	Front St	Travel Lanes	10,875
2027	Main Street	Warren Ave	Kinney Ave	Full Width	7,300
2027	Vancouver Ave	Round-a-bout	Vancouver Place	Travel Lanes	5,200
2028	Duncan Ave	Fairview Road	Moosejaw St	Full Width	7,475
2028	Kinney Ave	Atkinson St	Baskin St	Full Width	6,215
2029	Government St	Ellis St	Eckhardt	Full Width	8,625
2029	Winnipeg Street	Eckhardt Ave	Scott Ave	Full Width	4,600
2029	Industrial Ave	Fairview Road	Quebec St	Full Width	3,850
2030	Fairview Road	Duncan Ave	Highway 97	Full Width	7,280
2030	Martin Street	Nanaimo Ave	Eckhardt Ave	Travel Lanes	5,600



Capital Budget 2026-2030

Funded	2026	2027	2028	2029	2030
Total	\$32.5M	\$60.6M	\$55.9M	\$30.7M	\$27.3M

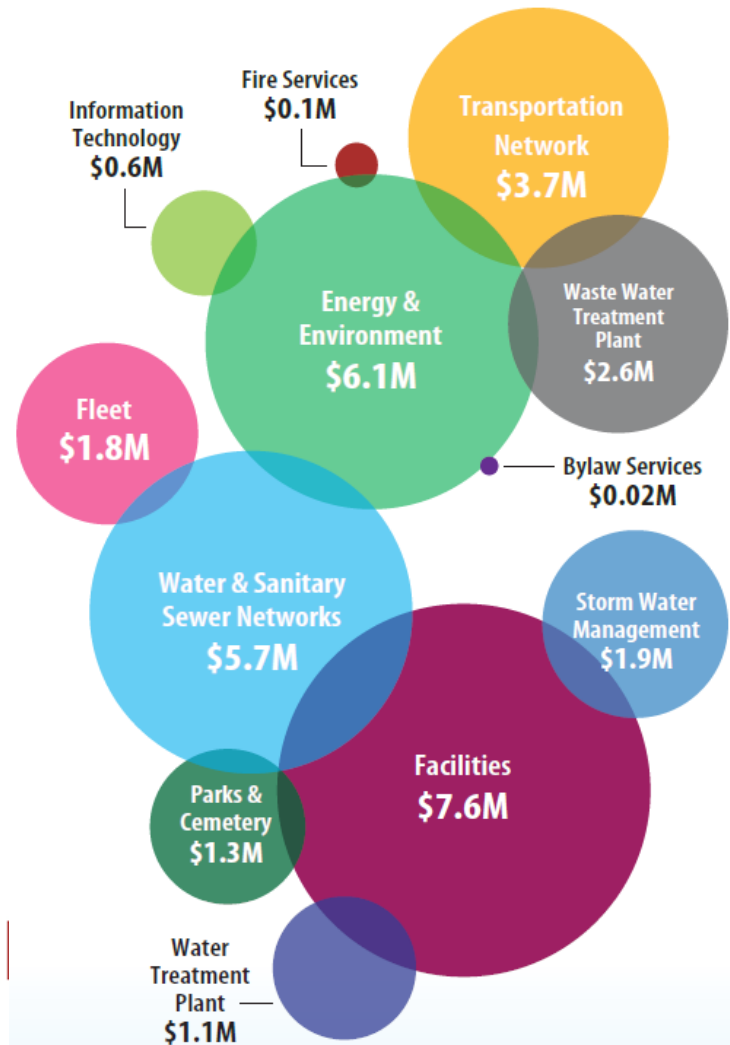


Draft 2026 Capital Investment

Total Utilities
\$15.9

Total General
\$16.6

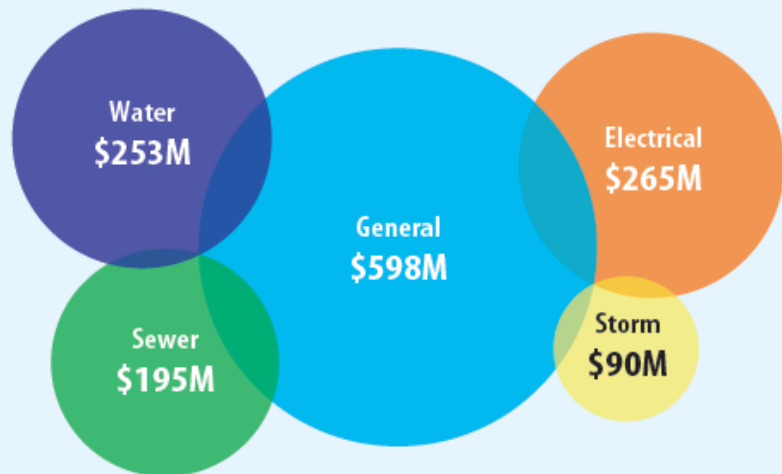
Total Capital Projects
\$32.5



Draft 2026 Capital Investment

Asset Replacement Values

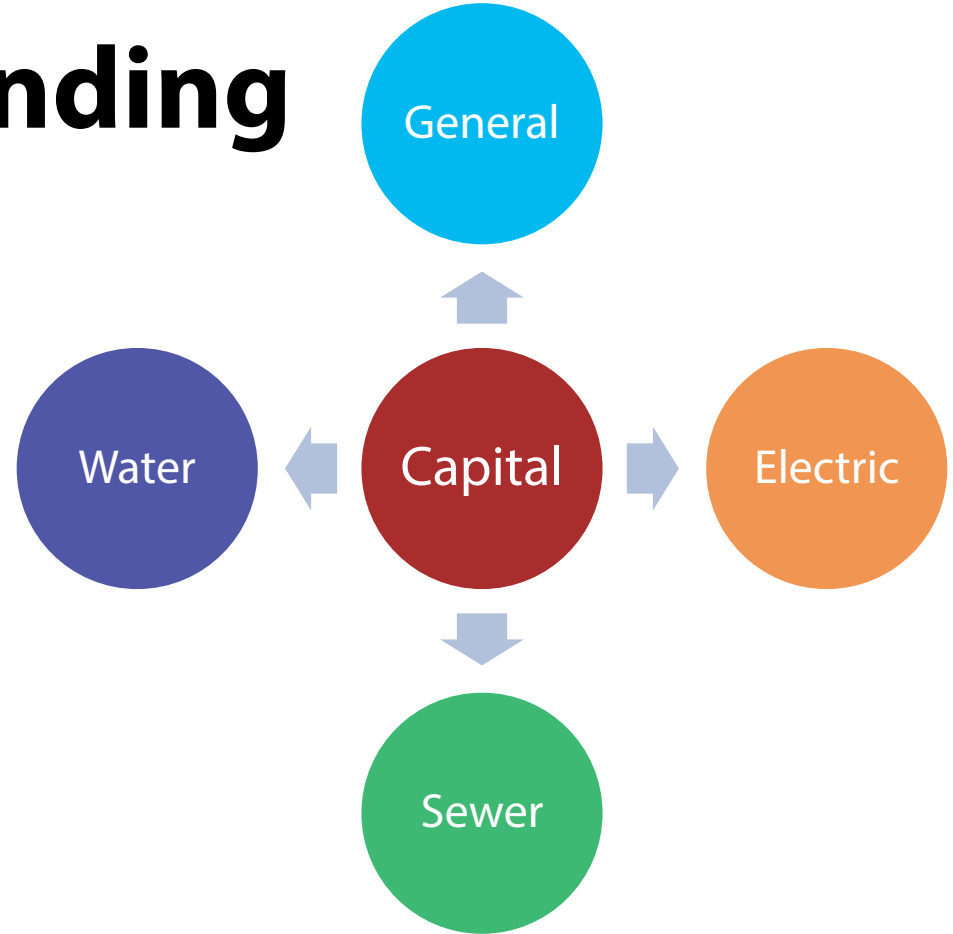
Asset management plays a vital role in ensuring that the City is fully optimizing its assets and amenities. The City owns approximately \$1.4 billion in assets as detailed below:



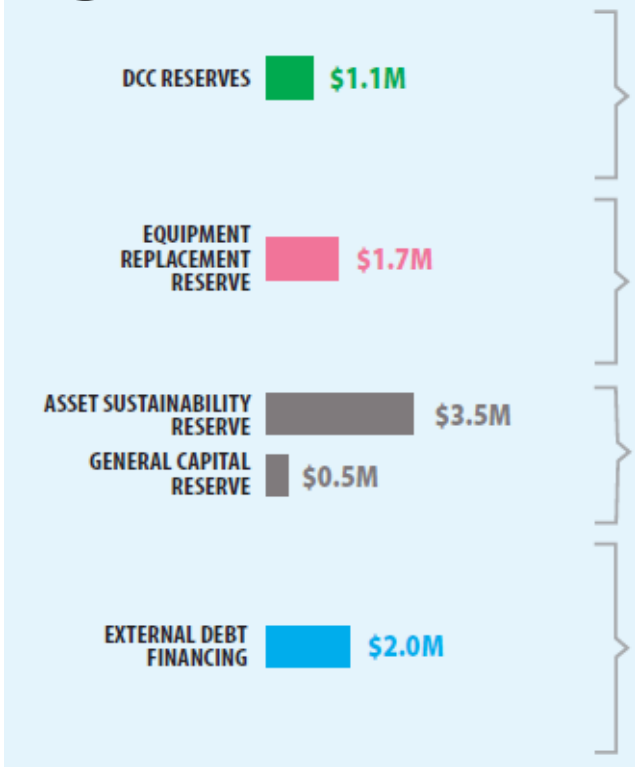
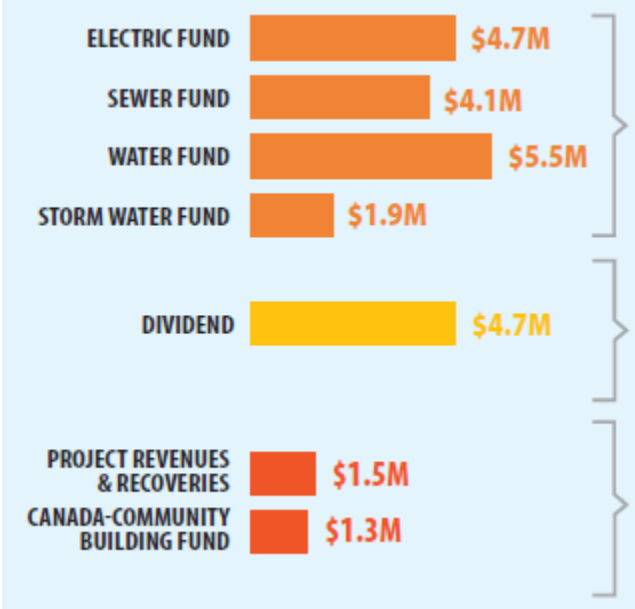
- Utilities
 - \$713M of assets
- General
 - \$688M of assets

Draft Capital Funding

- Capital Funds
 - Capital Reserves
- DCC's
- Other Reserves

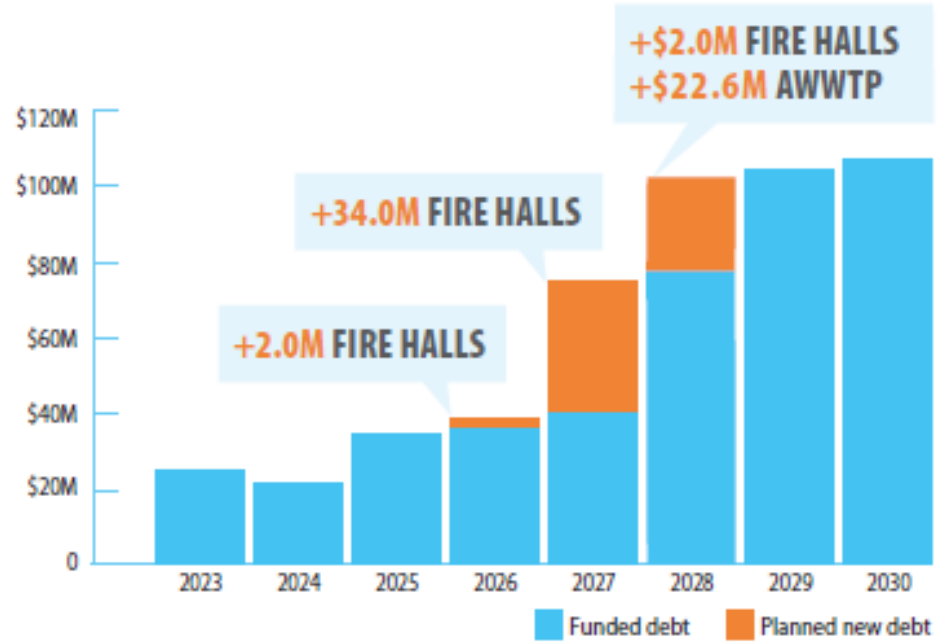


Draft Capital Funding



Draft Capital Funding

- Use of debt to increase infrastructure investment
- Projects to be funded by debt in 2026-2028
- Potential unfunded projects



Capital Projects Without Identified Funding

Projects are identified with estimated costs at a high-level and have not been fully scoped or quoted nor has the year of the project been determined. The purpose of this listing is to provide visibility to potential additional capital needs beyond those included or funded within this plan and there is no intent to begin these without approved funding. Please note that this list is not exhaustive and does not include all projects that may exist including those within master plans with no estimated costs associated.

Project ID		Estimated Project Cost
FLT-AERIAL	Aerial Bucket Truck	350,000
FA-99	Animal Control - Facility Improvements	27,000
FA-03	City Hall - Building Envelope Renovation	4,000,000
FA-10	City Yards - Main Building Upgrades	4,000,000
CWP-02	City-Wide Park - Kings	1,200,000
CWP-09	City-Wide Park - Skaha	2,909,400
FA-130	Civic Places & Spaces - Arenas	70,000,000
FA-19	Community Centre - Facility Improvements	100,000
CP-06	Community Park - Lion's	5,115,500
CP-08	Community Park - McNicoll*	585,000
P-DCC-11	Community Parkland Acquisition	1,500,000
AWWTP-LWMP13	Deep Lake Outfall & Third Primary Clarifier	4,030,000
RC-16	Duncan Avenue East Corridor Reconstruction	10,316,000
WD-NE-03	Ellis 2 Dam Upgrades	5,600,000
ECR-R7	Ellis Creek Restoration - Reach 7	5,739,000
ECR-R8	Ellis Creek Restoration - Reach 8	5,789,000
FS-04	Emergency Training Centre - Burn Building	850,000
FS-06	Fire Services Upgraded Fire Uniforms	1,000,000
FLT-E201	Fire Truck (Replace Unit E-201)	1,800,000
AWWTP-LWMP10	FOG Sump Structural Assessment & Repair	3,386,000
FS-05	Heavy & Technical Rescue Equipment	85,000

Page 292 of the Financial Plan



McLaren Arena - Replace Concrete, Slab-on-Grade	1,500,000
Millwright Service Truck	250,000
Miscellaneous Projects - Sportsfield Development	1,800,000
Modern Metering Conversion	9,900,000
OHTC - Dasher Glass Replacement	600,000
OHTC - Facility Improvements	60,000
Operational Storage for Reclaimed Effluent	2,600,000
Penticton Creek Restoration - Reach 2	7,100,000
Power Street North Improvements	3,225,000
Protected Active Transportation Network	7,198,000
PTCC - Accessibility Upgrades	350,000
PTCC - Facility Improvements	120,000
PTCC - Replace Air Wall	800,000
PTCC - Resurface Ballroom Floor	100,000
Replacement of Equalization Tanks	3,400,000
Skaha Park East - Boathouse	1,000,000
SOEC - Facility Equipment Replacement	35,000
SOEC - Facility Improvements	365,000
SOEC - North Retractable Seating	825,000
SOEC - Sound System Upgrades	905,000
SS Sicamous - Repairs & Abatement	1,200,000
Standard & Shared Bike Network	775,000
SUV	85,000
Truck, New & Replacements	55,000
Utility Scale Battery Storage	10,210,000
UV Reactors Replacement	4,940,000
Westminster Avenue Corridor Reconstruction	9,950,000
Capital Projects Without Identified Funding:	\$ 197,729,900

2026 Draft Capital Plan Summary

➤ Advancing Council Priorities

- Civic Places & Spaces
 - Priority #2: Twin Pad Arena preliminary design
- Lakawanna Park upgrades
- KVR Trail Master Plan



Livable & Accessible

Proactively plan for deliberate growth; focused on an inclusive, healthy, safe and desirable place to live

➤ Advancing Council Priorities

- Civic Places & Spaces
 - Priority #1: Fire Hall Renewals
- Water service resiliency & reliability
- AWWTP construction & commissioning
- Transportation safety
- Safe Routes to School



Safe & Resilient

Enhance and protect the safety of all residents and visitors to Penticton.

Questions?

